

Teacher Education Unit
Completer Employment Data
Employment Milestone Data
Analysis of Certifications

Administration Date: Data gathered 2019

Source: Alumni Survey, TEACH Database, Manual web searching

Data Review & Analysis: March/April 2020

Population Surveyed: 2015-16 Program Completers (Initial & Adv)
2013-14 Program Completers (Initial & Adv)

1. Milestone Data 3 years post completion-
 - Initial program completers
 - Advanced program completers

2. Employment Data 1 & 3 years out
 - Initial program completers
 - Advanced program completers

3. Analysis of Certification and Milestones 5 years out
 - Initial program completers
 - Advanced program completers

Buffalo State College Teacher Education Unit

TEACH Certification (Milestone)

2019 Assessment Data

Report shared 3-13-20 at
Teacher Education Council Meeting

TEACH Account Certification Info for TEU Completers



NYS Department of Education
Office of Teaching Initiatives

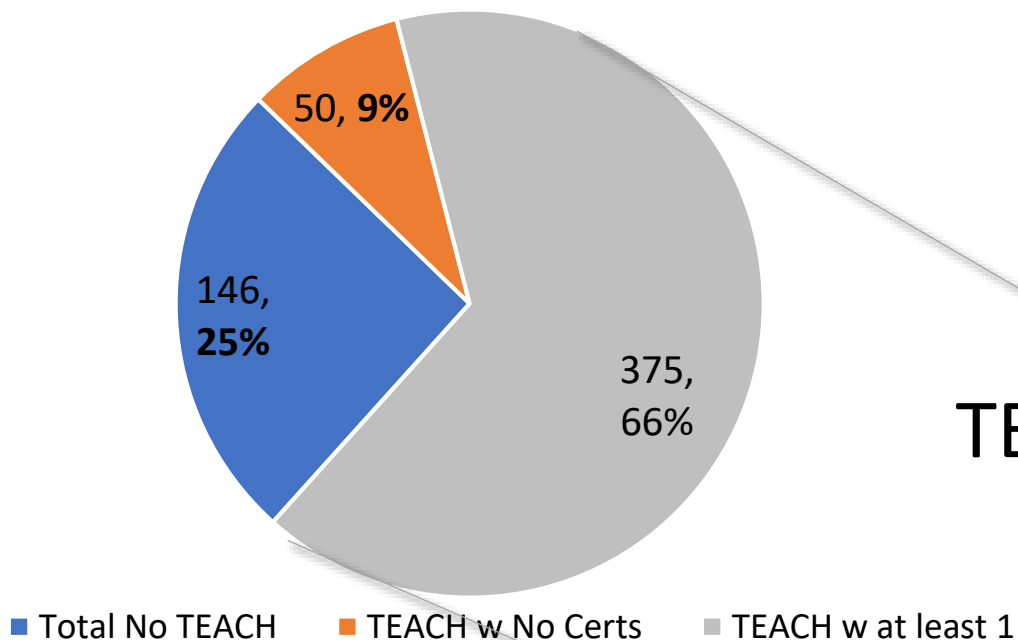
TEACH Account Information



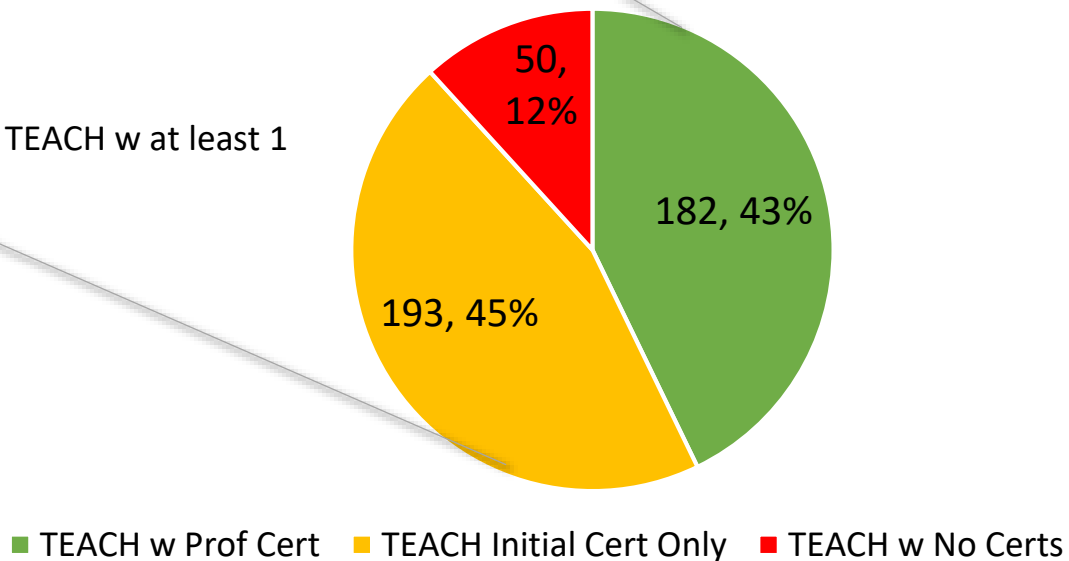
- 2013-14 Completers **N= 571**
- 2013-14 Completers w/ TEACH accounts **N = 425**
- **777** recommendations for certification submitted to TEACH.

Summary

2013-14 Completers (includes all completers) N= 571



TEACH Account Status

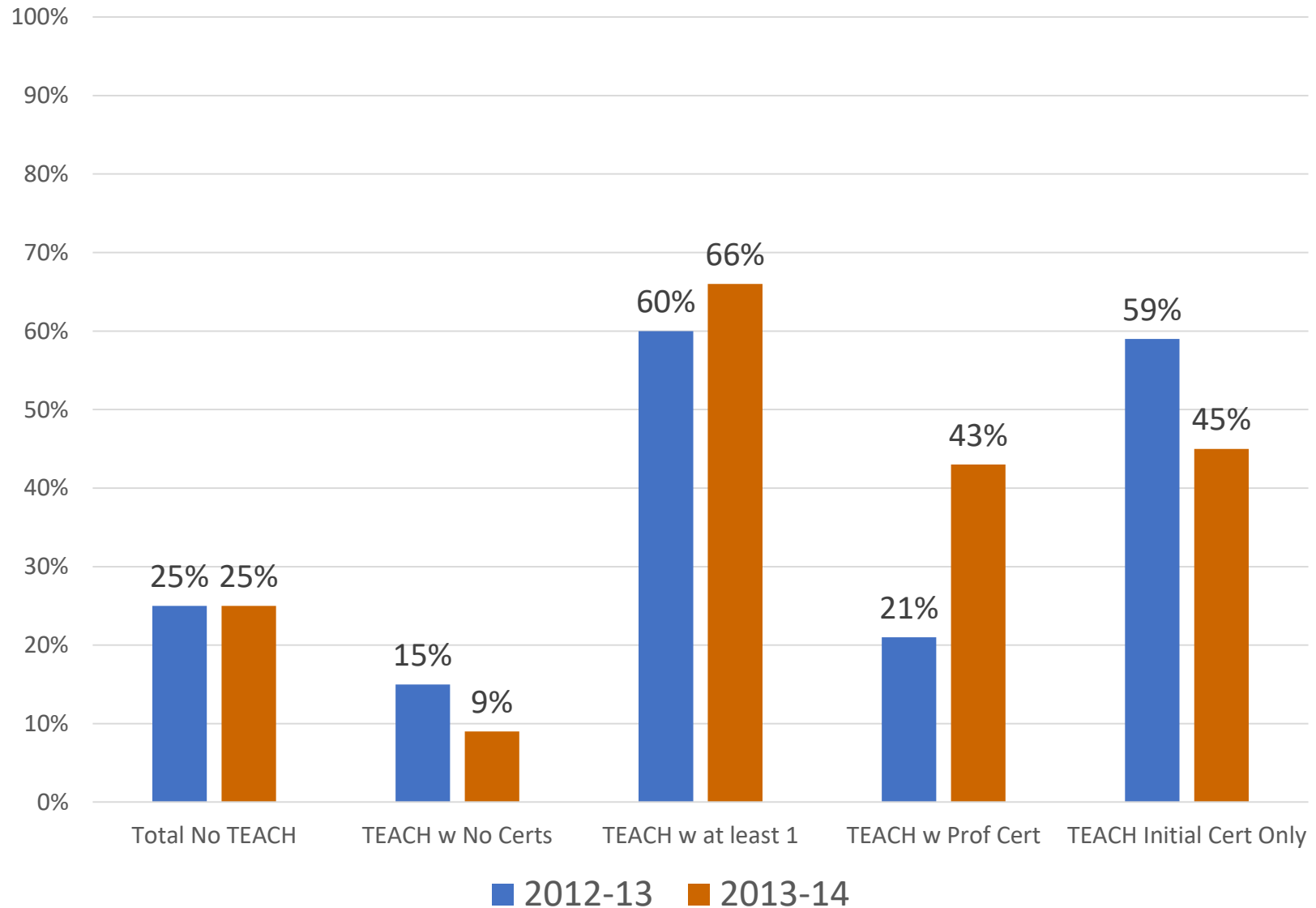


2013-14 Completers (includes those w/ TEACH account n=425)

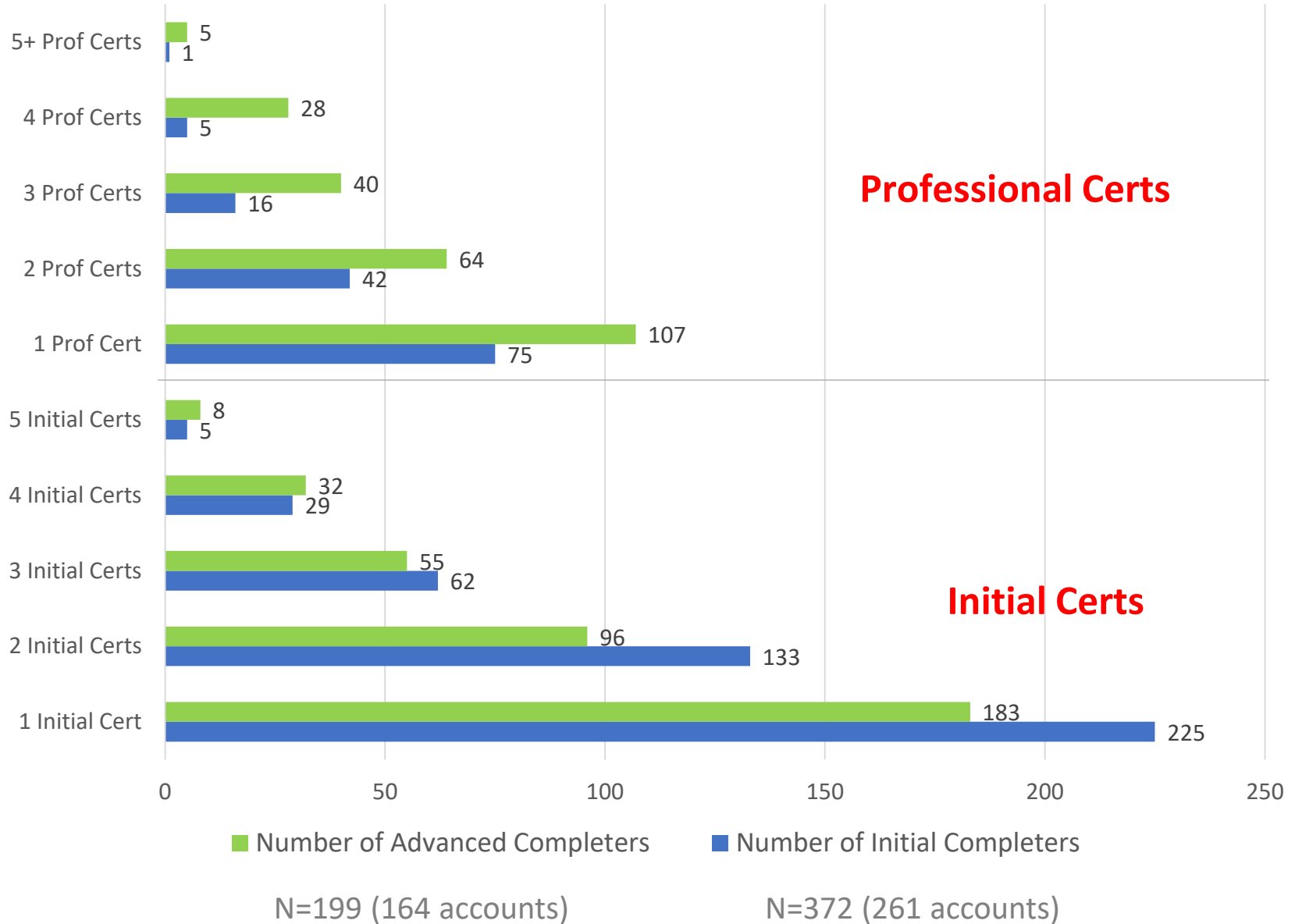
Comparison

*as of March 2020
Includes initial + advanced

2012-13 Completers vs 2013-14 Completers



Number of Certifications Held by Completers (2013-14 Completer Cohort)



Summary of Findings

- Approximately 75% of completers from 2013-2014 cohort currently have TEACH accounts set up through NYSED.
- Currently the majority (88%) of completers in TEACH have initial or professional certification.
- More completers have professional certification compared to last year (2012-13 cohort). This almost doubled.
- Majority of initial and advanced level completers have multiple certifications.

Employment Data (1 and 3 years out)

Date of Report: 2019

Program: Advanced Program Completers

Cohort: 2017-18 (1 year out)

2015-16 (3 years out)

Source: Alumni Survey (self-reported)

Of the 53 respondents to the 2019 Alumni Survey (1 year out), 52 self-reported that they were currently employed in the field of education (98%), 5 of the 52 stated that they were employed in fields of education other than what they were prepared for at Buffalo State College (it is possible these included completers who worked in teaching positions aligned to their undergraduate degrees at another institution, but we did not ask this specific question). The remaining 47 reported working in a position for which they were trained at Buffalo State College. One completer reported being enrolled in a graduate program pursuing additional credentials, while not employed.

Of the 18 respondents from the 3 years out cohort (2015-16 completers), 15 self-reported that they were currently employed in the field of education in a position for which they were trained at Buffalo State College. One reported that they do not plan to pursue a job in the field of education and an additional two stated that they planned to in the future.

Response summary:

	2017-18 Cohort (1 year out) n=53		2015-16 Cohort (3 years out) n=18	
	n	%	n	%
Currently employed in field they were prepared for at Buffalo State College	47	89%	15	83
Currently employed in field of education, but not which they were prepared for at Buffalo State College	5	10%	0	0
Not currently employed in education field, but plan to be	0	0	2	11
Not currently employed in education field, do not plan to be	0	0	1	5
Enrolled/pursuing additional certification at IHE	1	2	0	0

NOTE: The number of respondents reported here does not fully align to the quantitative alumni survey data reported elsewhere for 2019 due to some respondents only partially completing one section of the survey, or the other.

Employment Data (1 and 3 years out)

Date of Report: 2019

Program: Initial Program Completers

Cohort: 2017-18 (1 year out)

2015-16 (3 years out)

Source: Alumni Survey (self-reported)

Of the 65 respondents to the 2019 Alumni Survey (1 year out), 57 self-reported that they were currently employed in the field of education in a position for which they were trained at Buffalo State College. Thus 88% of completers who responded were hired for positions in their field. One completer reported being enrolled in a graduate program pursuing additional credentials, while not employed.

Of the 30 respondents from the 3 years out cohort (2015-16 completers), 26 self-reported that they were currently employed in the field of education in a position for which they were trained at Buffalo State College. Two reported that they do not plan to pursue a job in the field of education and an additional two stated that they planned to in the future. Four who were employed, were also pursuing additional credentials at an institution of higher education while one was only enrolled in a degree program.

Response summary:

	2017-18 Cohort (1 year out) n=65		2015-16 Cohort (3 years out) n=30	
	n	%	n	%
Currently employed in field they were prepared for at Buffalo State College	57	88	26	87
Not currently employed in education field, but plan to be	5	8	2	6
Not currently employed in education field, do not plan to be	0	0	2	6
Enrolled/pursuing additional certification at IHE	7	11	4	13

NOTE: The number of respondents reported here does not fully align to the quantitative alumni survey data reported elsewhere for 2019 due to some respondents only partially completing one section of the survey, or the other.

Milestones (3 years out)

Note: 5 year out milestone data is reported annually to the Teacher Education Council using the TEACH Account database from NYS Department of Education (e.g., see also report for 2013-14 program completers based on TEACH data).

Date of Report: 2019

Program: Advanced Program Completers

Cohort: 2015-16

Source: Alumni Survey (self-reported)

Of the 14 respondents to the 2019 Alumni Survey (for completers 3 year out), 12 self-reported their achievement of professional milestones (some had more than one milestone). Thus, 86% reported milestone achievement.

Response summary:

Professional Certification n=7

Salary Increase n=2

Promotion n=1

Tenure n=1

Team Leadership n=1

Other non-specified n=3

Milestones (3 years out)

Note: 5 year out milestone data is reported annually to the Teacher Education Council using the TEACH Account database from NYS Department of Education (e.g., see also report for 2013-14 program completers based on TEACH data).

Date of Report: 2019

Program: Initial Program Completers

Cohort: 2015-16

Source: Alumni Survey (self-reported)

Of the 28 respondents to the 2019 Alumni Survey (3 year out), 19 self-reported the achievement of professional milestones. Thus, 68% reported milestone achievement.

Response summary:

Awards n=1

Professional Certification n=2

Salary Increase n=11

Promotion n=2

Other non-specified n=3